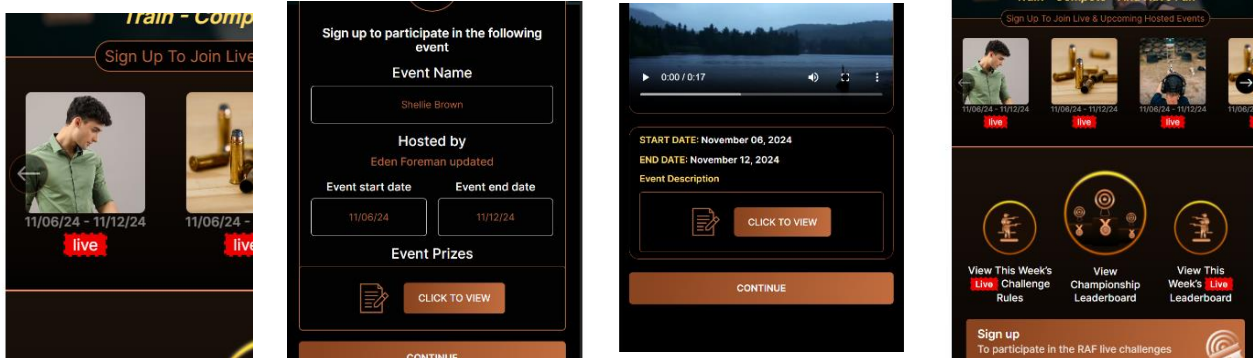


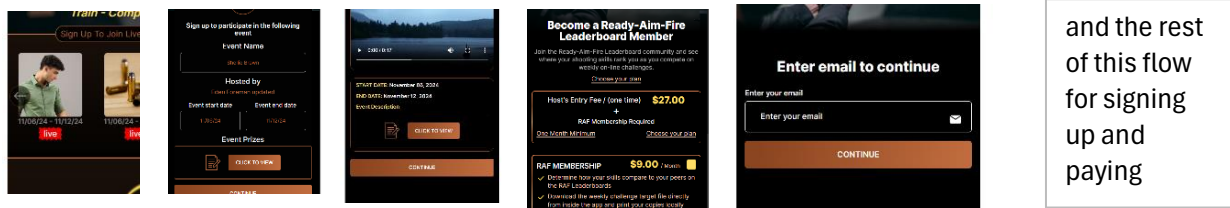
## Status update / Bug list as of 11 / 12 / 24

If someone is signed in as a HOST (and is not a RAF Member), the flow for clicking on a promoted event is not correct.

This is the flow that they get and it never allows them to sign up for a membership or get the host code




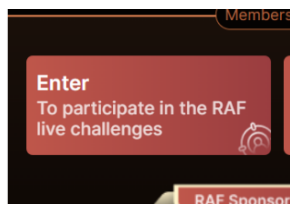
This is what is the correct flow that it should follow



This process works fine for a Member clicking on a sponsor event to sign up.

Adjust where the : is. It should be Date: Nov.....  
with the space after the colon.


From this flow



The target box changed proportions and needs to be as prior as 2 x 3



this is showing the correct proportions



\*\*\*\*\*

Just asking: What is involved to add a box below the round details to allow the user to print out the round details. This can be in a simple PDF format and does not need to look any particular way so long as it is separated by round and in the line format as we currently have???

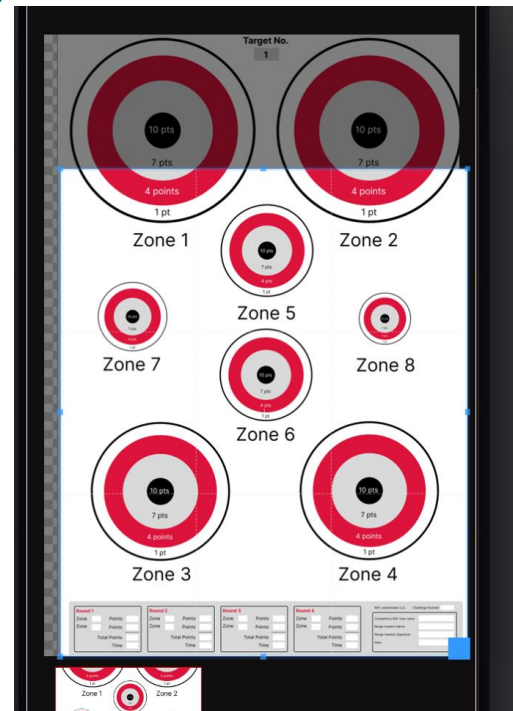
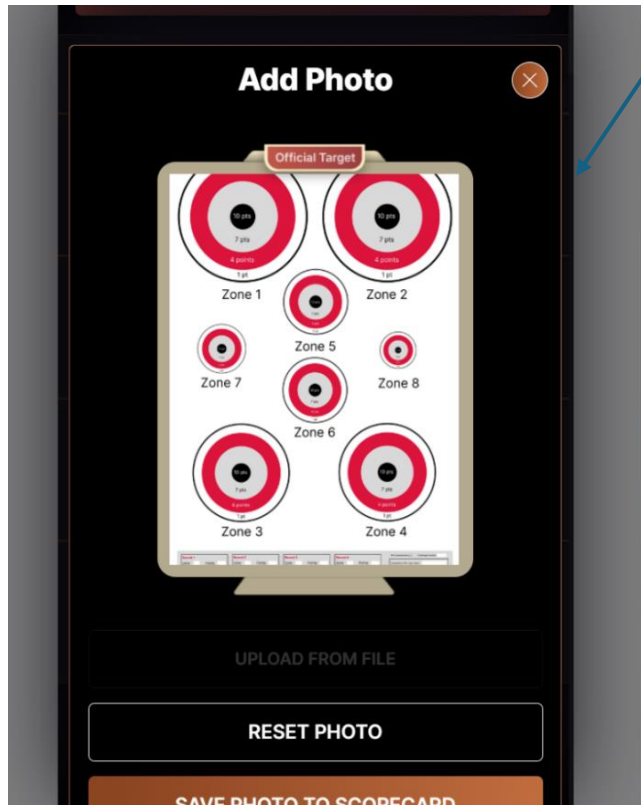
This would allow the member to print out the round rules to have in front of them as they participate and not require them to constantly refer back to their mobile device.



This is in the participate in the live challenges,  
the **user** needs the ability to crop their uploaded photo and have it fit within a 2 x 3 target box  
format

See how the outside border of the design is cropping off the imported design. The  
picute imported wa as 2 x 3 image.

If the boarder was outside the picture box then it would be perfect.  
See how the top and bottom of the target is cut off by the border?



this got worse - not better in latest version

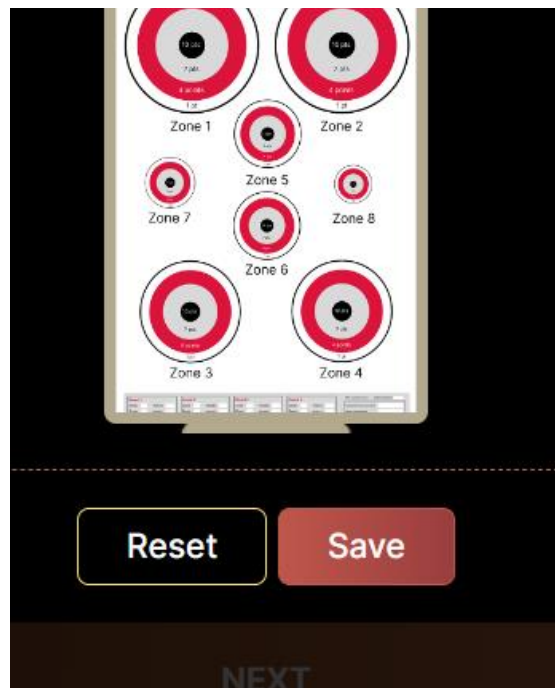
See how it fits in the upload page, but it doesn't in the frame because the frame is  
inside the image box vs. outside the image box.

Fits in crop box

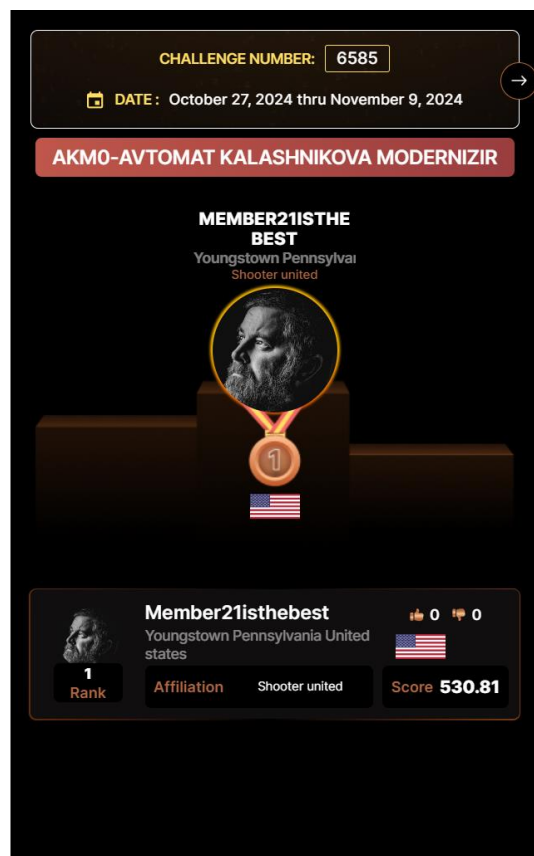


Does not fit inside frame



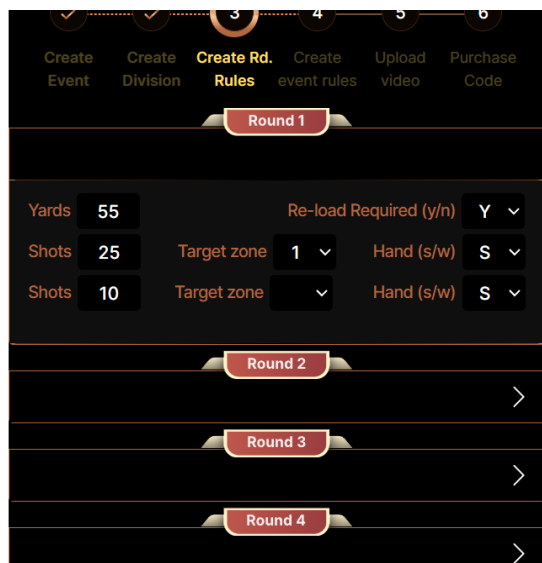
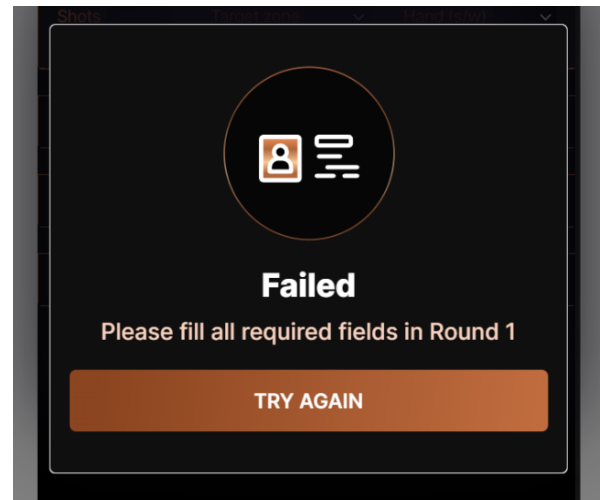
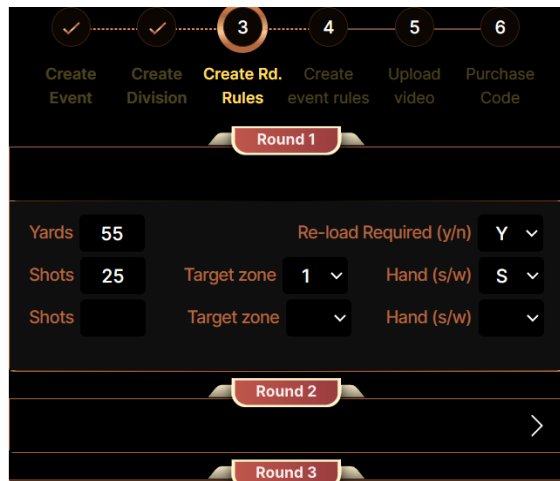


This is from the championship leaderboard. There are three podium positions shown on the summary page, but when going to this division detail page - there is only one person shown.



For round 1, so long as yards, reload required, and shots, target zone and hand are all filled in , the second shots line either needs to be all filled in (if not the error is appropriate) or none of the three boxes can be filled in which is fine.

This is the error I received from what was entered - which should be accepted.



the upper left example where shots 25 target zone 1 and hand S are all filled in across that line as well as Yard and Re-load required, this is an acceptable entry, The example to the left where on the second shots line, the target zone is missing, this SHOULD throw off the error shown above.

In the host - create an event flow, this cropping update is not included for the 2 x 3 format



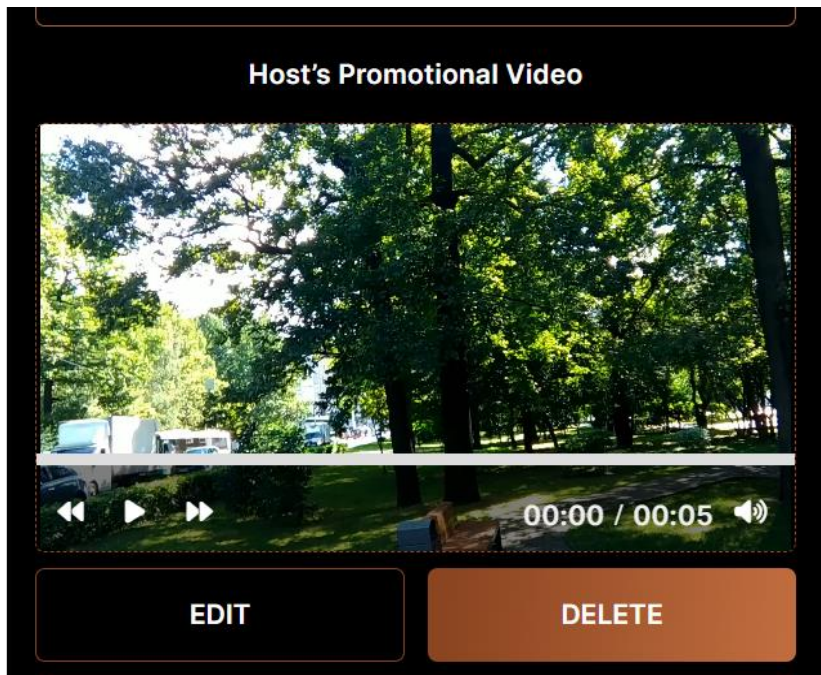




---

In the host admin / event library / View Full Detail

The video command buttons are over the video and not below as normal



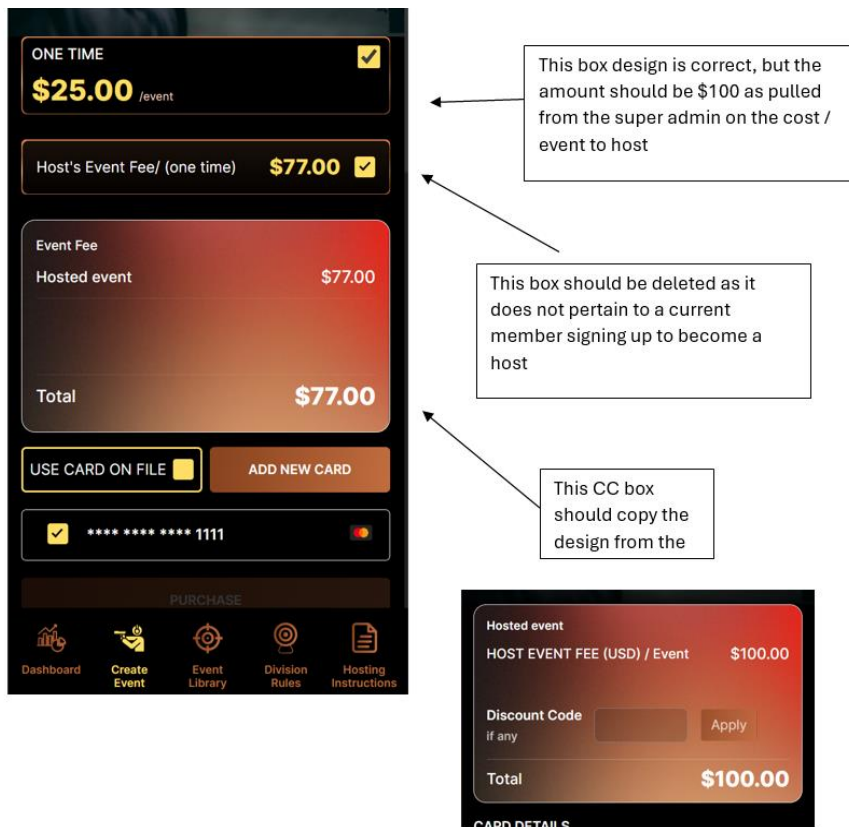
---

**Currently, a host - clicking on Sign up to participate in RAF live challenges does not go to a next page at all**

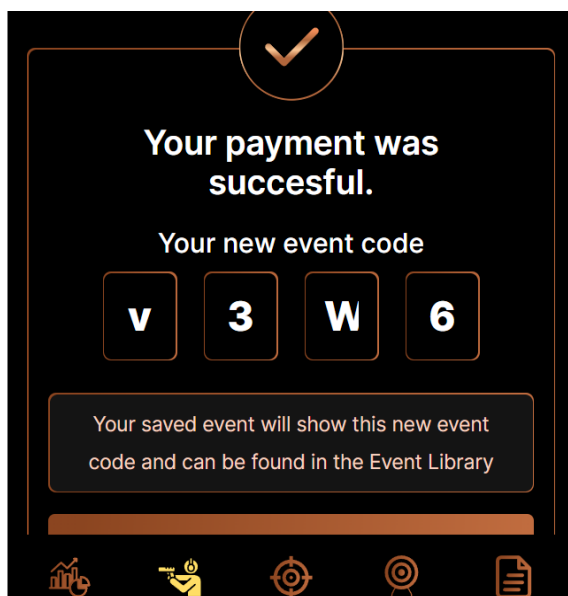
---

this is what I was getting when a current member went to sign up to host their own private event. There are many issues noted below.

---



This is the last page in a current host purchasing a new event code through the Host admin / Create Event

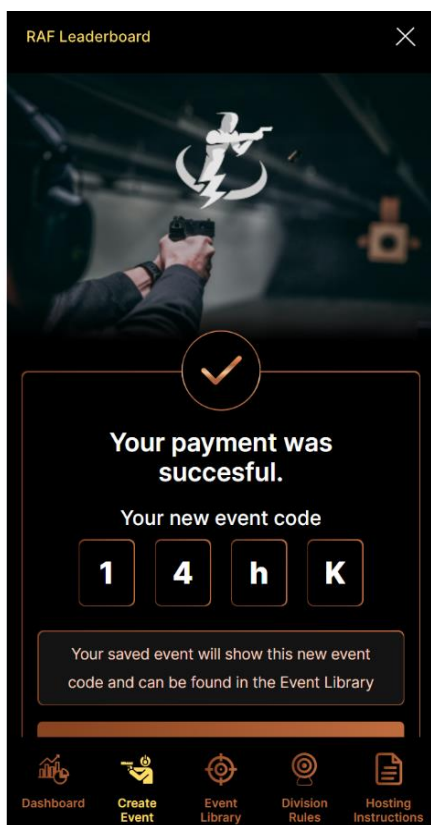


note that the W does not fit in the box and how the

action button is hidden - move all of the elements  
on the page up to avoid scrolling

---

After they sign make the purchase, their code page needs to have all the copy within the box  
moved up to allow space for the action button etc. This is the same as the image above



---

In the host admin / event library / view full detail / edit / pistol division

It is not carrying over the Male / Female selections. It has them both turned "Off"  
which can't be correct as this would have thrown off an error message during  
event creation

**And it does not allow for the Open to: to be edited. Unless you first do something in the  
division fields and get an error message - odd.**



Then it does not save the open to changes made after pressing save changes.





**Divisions:** Create your divisions - each will have a separate leaderboard (maximum of 10)

Assign a division code (Max 4 characters) and Name your division

	Code	Enter Name	
	Code	Name of Division	
1	HHHH	My New Division	 

---

In the host admin / event library / details / the divisions box is showing (for both) even though only one was selected. It would be better to put (Men's), (Women's) or (Men's / Women's) instead of (for both)

This was done, but look at the word Men's. It is showing Mens's

**Divisions**

BUG - Back Up Gun (Mens's / Women's)


FULL - Full Size Pistol Divisions (Mens's / Women's)

CO - Carry Optics (Mens's / Women's)

---

Main menu / profile / host

The picture is pre-populating correctly, but after entering the account and routing information, and pressing "Save". It is showing that "Profile Pic is required" even though the profile picture is showing.



Email

Host6630@gmail.com

Password

In the host admin / create Event / the host logo and the Hosted by Name should pre-populate from the host sign up profile

1

2

3

4

5

Create Event

Create Division

Create Rd. Rules

Create event rules

Upload video

Add Host Logo Image\*

Hosted by Name\*

Enter Hosted by Name here

Event Name\*

Enter a name for event

Event start date\*

Select start date

Event end date\*

Select end date

Event fee\*

Enter Amount To Be Paid By Each Participant To Join Event

\$ Event fee

Dashboard


Create Event


Event Library

Division Rules

Hosting Instructions

The sample routing and account number is not allowing it to continue

Routing Number *	Account Number *
110000000	000999999992
EDIT	SAVE 




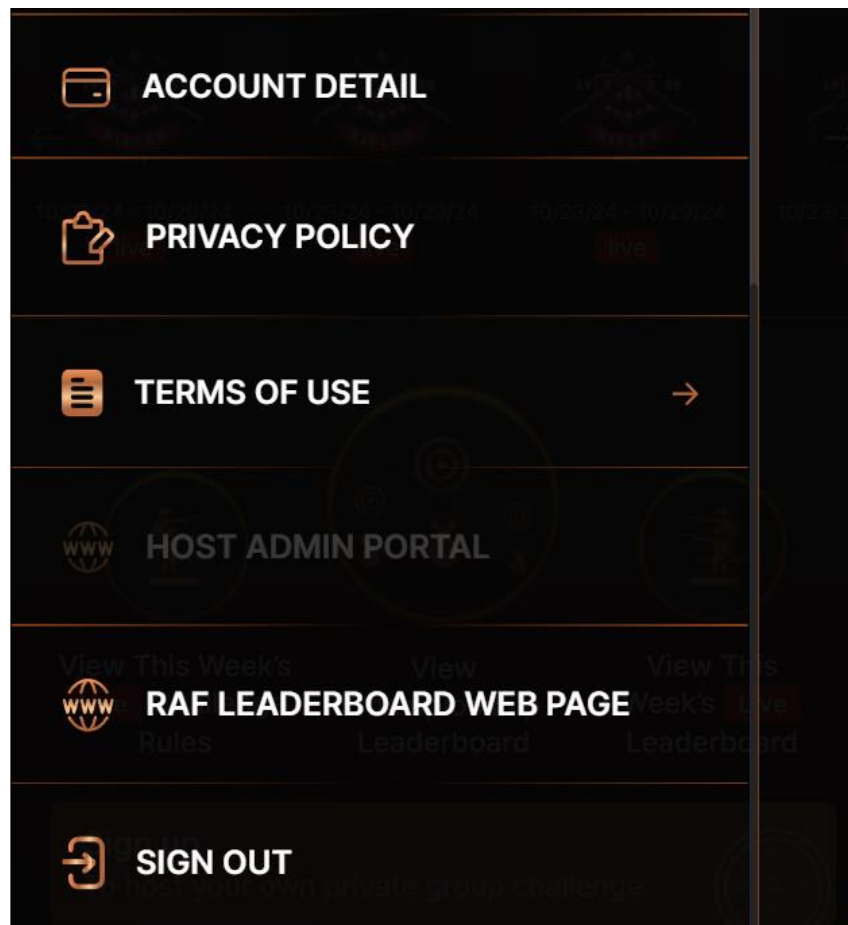
### Unfortunately

SQLSTATE[HY000]: General error: 1364  
Field 'dob' doesn't have a default value  
(Connection: mysql, SQL: insert into  
'bank\_accounts' (`user\_id`, `currency`,  
`first\_name`, `last\_name`,  
`account\_number`, `routing\_number`,  
`stripe\_btok\_token`, `stripe\_ba\_token`,  
`stripe\_account\_token`, `updated\_at`,  
`created\_at`) values (234, usd, John,  
Jones, A7LgWhNqDfkzpCpjznHwTg==,  
W3!vOcReL5JdRqN~IHKZ!g==,  
70EfsDCWRgrZKq9ib7!yNAF2F8C3Vwp~gi  
C2p4xcT4U=,  
OhMcYLjIHqzOXi6ykSR8YKGbHz2u54siGyE  
Keg05DWo=,  
2YGfdBDUX!RlCe9mWqy0QtZxvzOOJPi00  
QqcijK~3MY=, 2024-11-13 13:59:48, 2024-  
11-13 13:59:48))

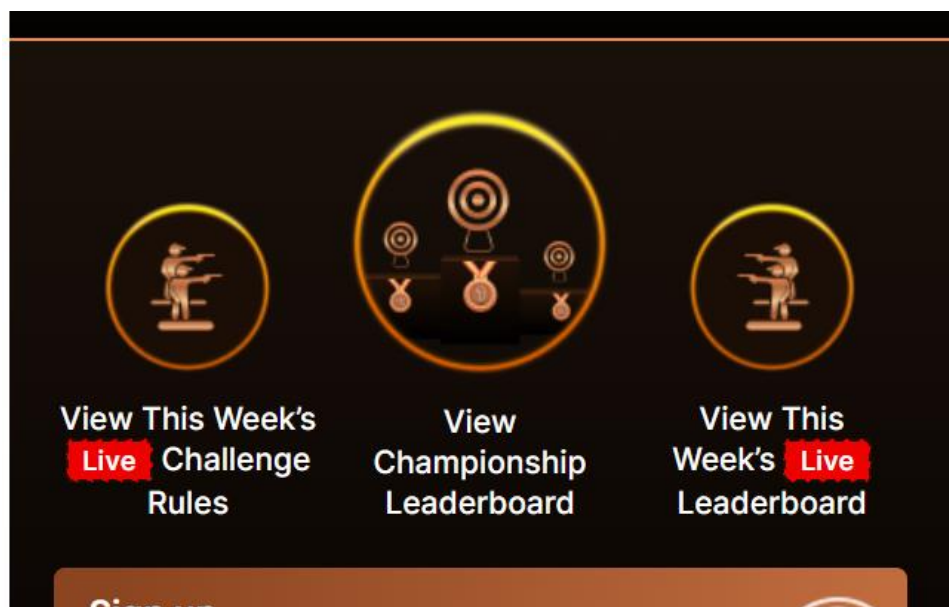
TRY AGAIN

I created a member account and then created a host account and received a host code. When logged in using the persons email and password (which are the same for both) only the member profile was showing



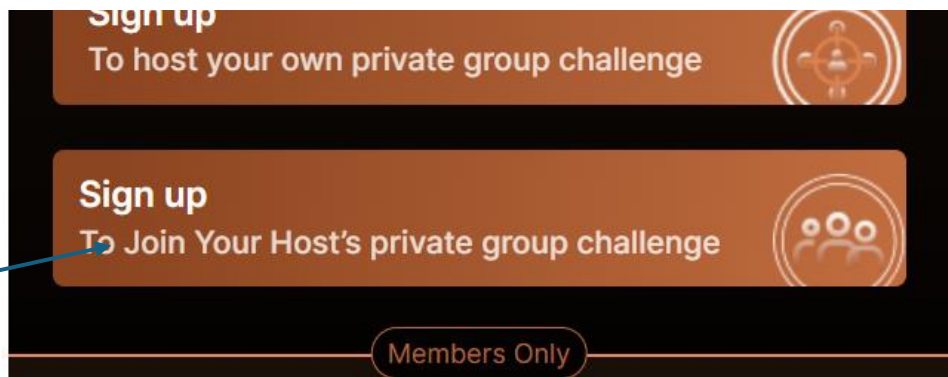


If a person is a member and also a host, their landing page should only have one box option and that is to sign up to join your hosts private group challenge



a person

who is both  
a member  
and host  
should only  
see this box



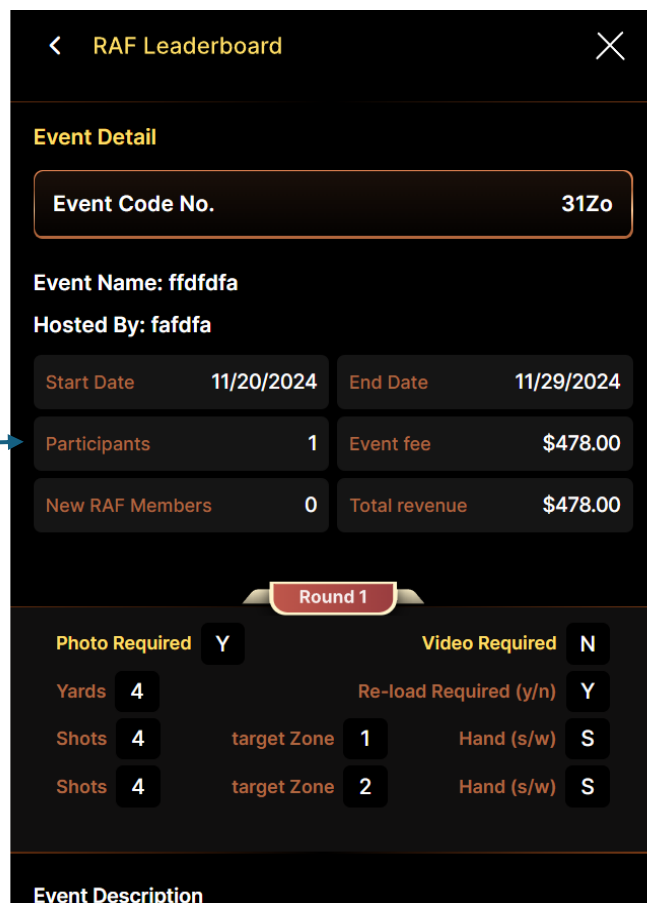
Sign up  
To host your own private group challenge

Sign up  
To Join Your Host's private group challenge

Members Only

The problem is that it is not recognizing that they are a member and when they select to become a host. This is odd as it did allow me to sign up AGAIN to become a host from the landing page even though I had already used this email to sign in as a host before.

Note how it added the host to the participants list.



< RAF Leaderboard

Event Detail

Event Code No. 31Zo

Event Name: ffdfdfa  
Hosted By: fafdfa

Start Date	11/20/2024	End Date	11/29/2024
Participants	1	Event fee	\$478.00
New RAF Members	0	Total revenue	\$478.00

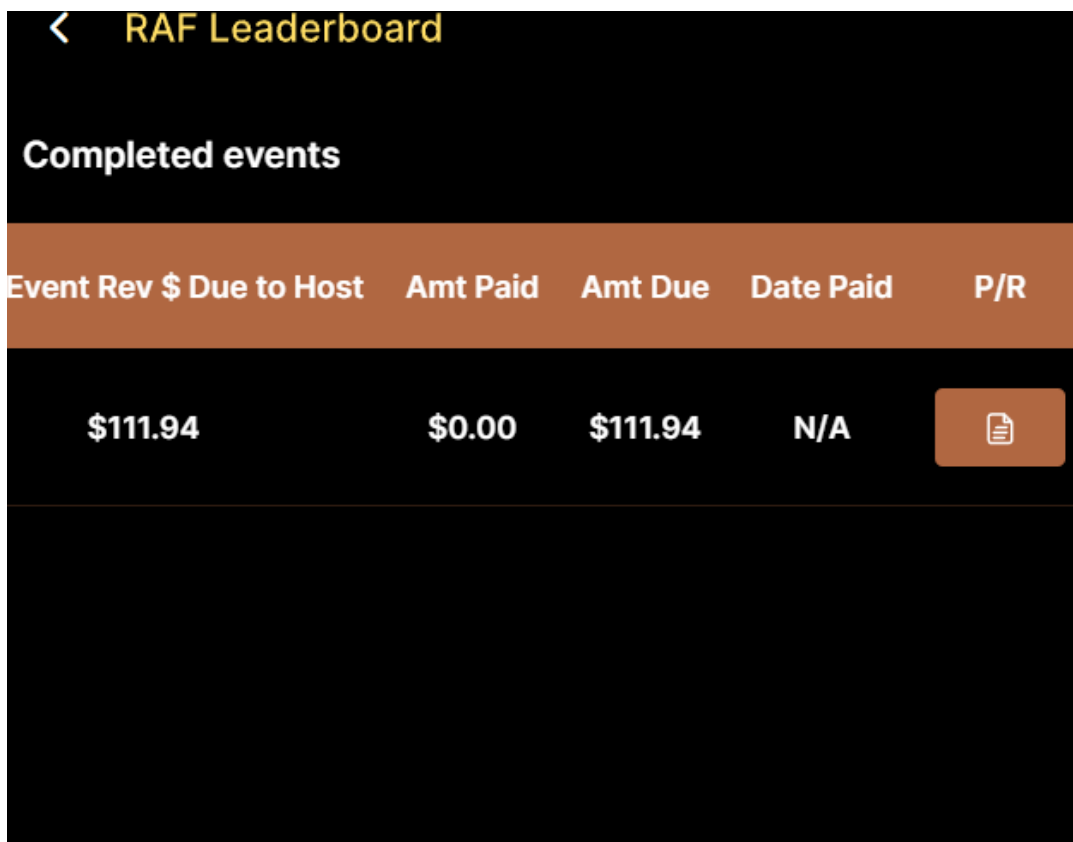
Round 1


Photo Required	Y	Video Required	N
Yards	4	Re-load Required (y/n)	Y
Shots	4	target Zone	1
Shots	4	target Zone	2
		Hand (s/w)	S
		Hand (s/w)	S

Event Description

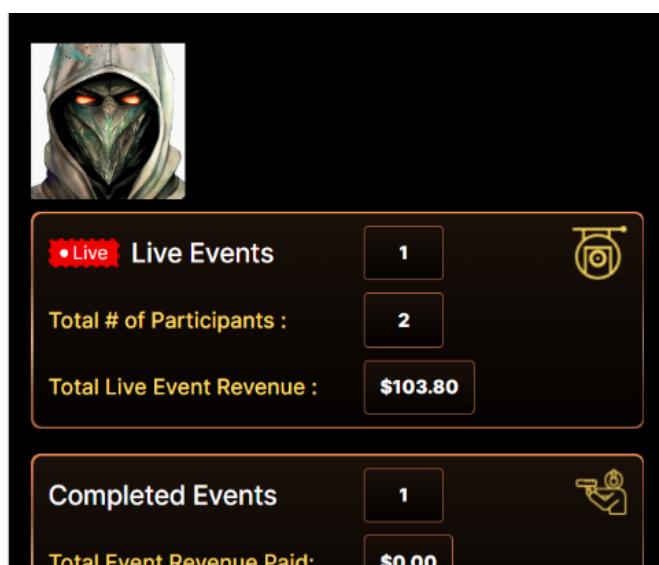
### Hosts admin completed events


The P/R (Payment Record) will come from the Super admin functionality along with the date paid

A screenshot of a mobile application interface titled "RAF Leaderboard". Below the title is a section labeled "Completed events". A table with a dark blue header and light blue body shows event data. The table has columns for "Event Rev", "\$ Due to Host", "Amt Paid", "Amt Due", "Date Paid", and "P/R". The first row of data shows "\$111.94", "\$0.00", "\$111.94", and "N/A". There is a download icon in the "P/R" column. A blue horizontal line is positioned below the table.

Event Rev	\$ Due to Host	Amt Paid	Amt Due	Date Paid	P/R
\$111.94	\$0.00	\$111.94	N/A		

I went in and changed the end date to a date past and the data did move to the completed events section, but the main dashboard did not update correctly in the Live events section

A screenshot of a mobile application dashboard. At the top is a profile picture of a character with orange eyes. Below it are two summary cards. The first card, "Live Events", shows a count of 1, a total of 2 participants, and a total revenue of \$103.80. The second card, "Completed Events", shows a count of 1 and a total revenue paid of \$0.00. Each card has a corresponding icon: a live broadcast icon for the first and a payment icon for the second.

	
<b>Live Events</b>	1
Total # of Participants :	2
Total Live Event Revenue :	\$103.80
<b>Completed Events</b>	1
Total Event Revenue Paid:	\$0.00




Total Event Revenue Pending:

\$103.80

Rev-Share Members

1



Total Rev-Share Paid:

\$0.00

Total Rev-Share Pending:

\$1.80

On the above image, Rev-Share Members, This is a bit confusing to explain but let me attempt:

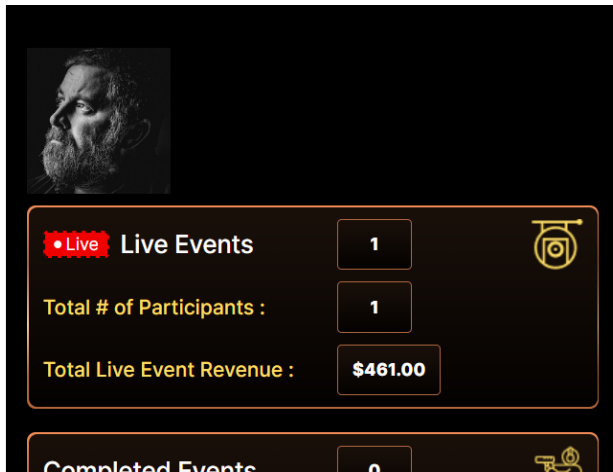
When a host creates an event and lets say tha there are 100 new RAF members, This is currently being shown correctly in the live events section, and in the completed events section. Once an event completes, RAF will be paying the host for all the event fee's collected AND the initial new RAF membership (the first month of the members subscription) from the event sign up. When a new member pays the 2nd, 3rd. Etc month consectively, the programming logic will be. 1), Member email, check to see if that email is attached to a host code - if Yes then add 1 to the Rev-Share Member total in that month and add the revenue at (sub cost x .20). So depending on the event end date, this number will grow over the first month to a max of the amount of new sub. members that attended the event. So for this example, the number should be 0.

In the Rev-Share Members section under a months detail, the New RAF Initial should be 1 in this example. The remaining will follow the rules listed above.

November 2024				
Code	Event End Date	New RAF Initial	New RAF Remaining	Paid
00Rf	11/06/2024	0	0	

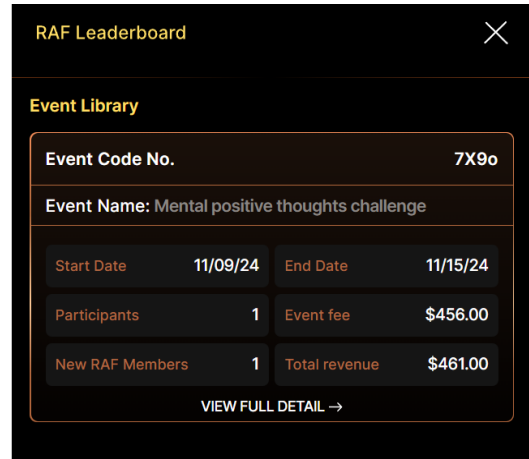
There is a small issue with the live Events section. Again, any event that has a start date and an end date that is not passed (completed) is to be included and shown in the detail of the Live Events Section. I created an event with a start date of 11/09 (future) and it is showing on the dashboard, but not in the detail as it should. See below.

Also, I can tell that the rev-share calculation is wrong. As stated multiple times, the rev-share is ONLY calculated using the BASE subscription amount (\$9.00) and NEVER the subscription + targets. It is pulling over \$5.00 which is the 20% of \$25 which is wrong!



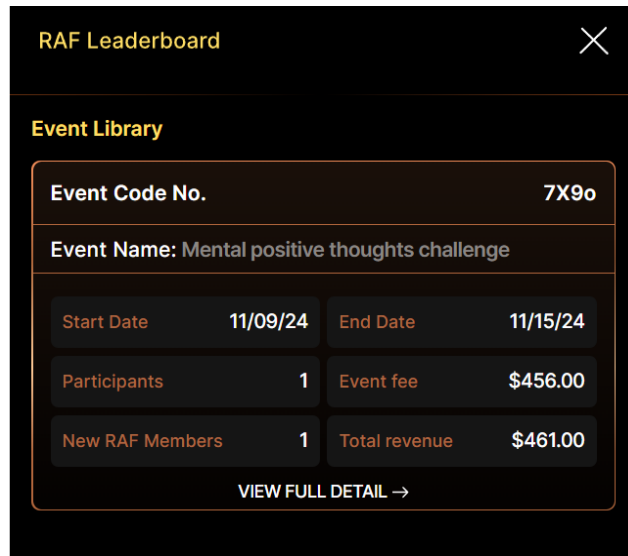
A screenshot of a user profile page. At the top left is a profile picture of a man with a beard. Below it, there are three rows of statistics, each with a label, a value in a box, and an icon. The first row is for 'Live Events' with a value of '1' and a camera icon. The second row is for 'Total # of Participants' with a value of '1'. The third row is for 'Total Live Event Revenue' with a value of '\$461.00'. Below these, there is a section for 'Completed Events' with a value of '0' and a trophy icon.

• Live	Live Events	1	
Total # of Participants :		1	
Total Live Event Revenue :		\$461.00	
Completed Events		0	



A screenshot of the 'RAF Leaderboard' modal. It has a title bar with a close button. Below the title is the 'Event Library' section. It contains a table with event details. The first row shows 'Event Code No.' as '7X9o'. The second row shows 'Event Name: Mental positive thoughts challenge'. The third row shows 'Start Date' as '11/09/24' and 'End Date' as '11/15/24'. The fourth row shows 'Participants' as '1' and 'Event fee' as '\$456.00'. The fifth row shows 'New RAF Members' as '1' and 'Total revenue' as '\$461.00'. At the bottom is a 'VIEW FULL DETAIL →' link.

Event Code No.		7X9o
Event Name: Mental positive thoughts challenge		
Start Date	11/09/24	End Date 11/15/24
Participants	1	Event fee \$456.00
New RAF Members	1	Total revenue \$461.00
<a href="#">VIEW FULL DETAIL →</a>		



A screenshot of the 'RAF Leaderboard' modal, identical to the one above. It shows event details for 'Mental positive thoughts challenge' with a start date of 11/09/24, end date of 11/15/24, 1 participant, an event fee of \$456.00, 1 new RAF member, and a total revenue of \$461.00. A 'VIEW FULL DETAIL →' link is at the bottom.

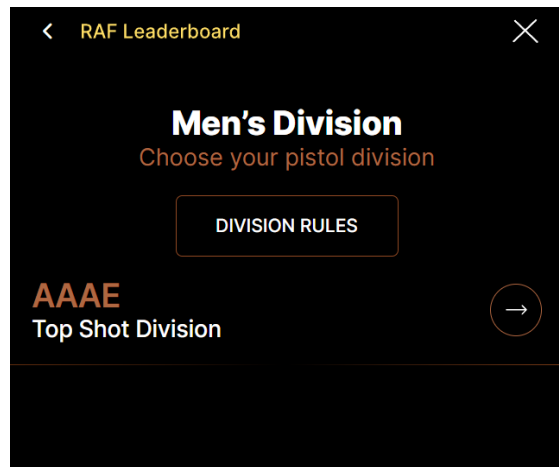
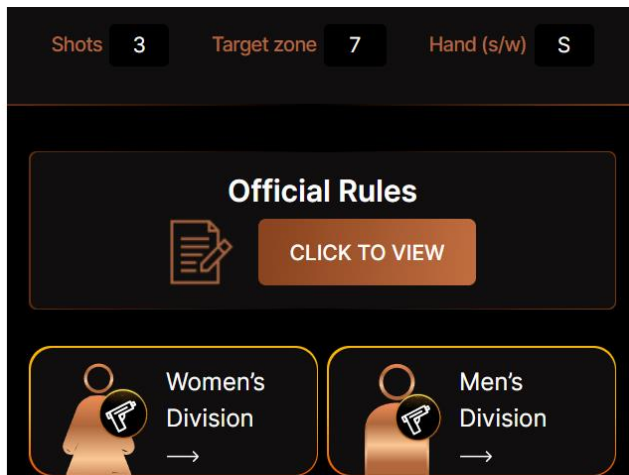
Event Code No.		7X9o
Event Name: Mental positive thoughts challenge		
Start Date	11/09/24	End Date 11/15/24
Participants	1	Event fee \$456.00
New RAF Members	1	Total revenue \$461.00
<a href="#">VIEW FULL DETAIL →</a>		

### All leaderboards

The leaderboard that a member is to be displayed on is first determined by if they enter in the Women's or Men's division as the first sort and then by the the pistol division choosen.

The toggle(s) in the RAF or Host event creation for Mens or womens divisions are only to limit if that division is available.

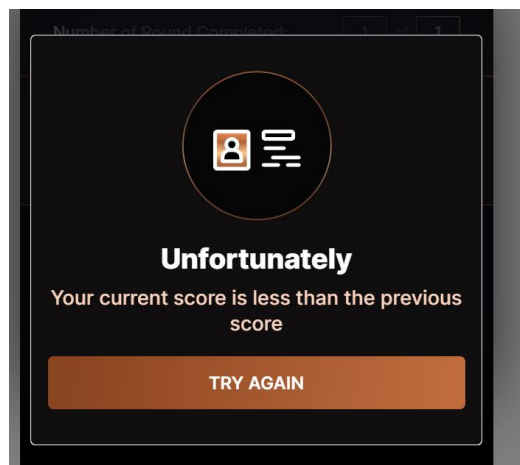
Currently each member is showing on both the Mens and womens which is incorrect



A member can have multiple leaderboard posts if they enter multiple divisions (not mens and womens - but different pistol divisions)

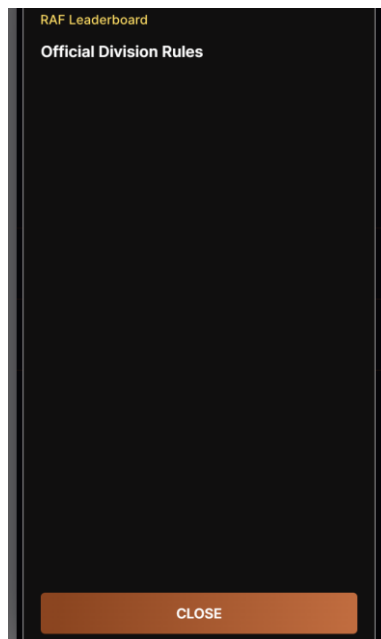
I noticed this in a hosted event, but it probably pertains to all leaderboards.

If Multiple attempts (only for hosted events) is "Yes" then a person can either provide multiple attempts in the same pistol division or they can participated in different pistol divisions . As such, they can be on multiple parts of the leaderboard or under each of the divisions that they participate in. Each is to be considered a separate entry. Currently, I tested adding a score in one pistol division, and then re-entered in a different pistol division, and it gave me the following error. This tells me that persons second attempt (in the new division) will not show up.

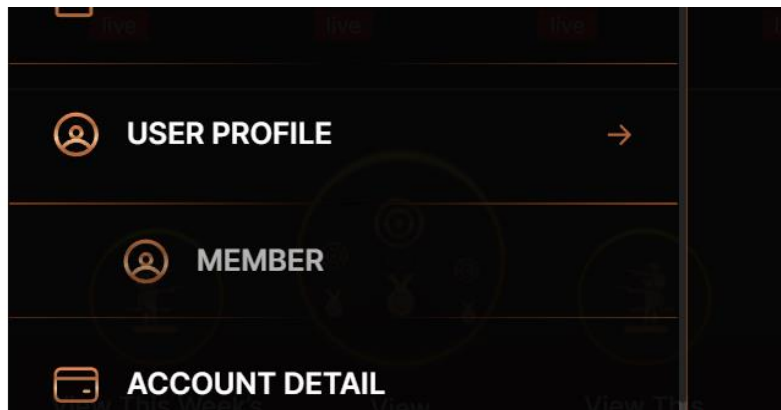


the host divisions rules should open a pdf image of the uploaded division rules from the host admin

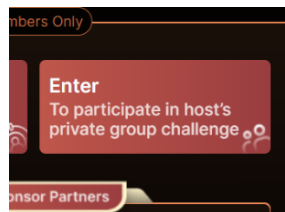




under the User Profile, a person can have it show: 1) Member only, 2) Host only, 3) member and host. Remember that the member database and host database are unique and can contain the same email address.

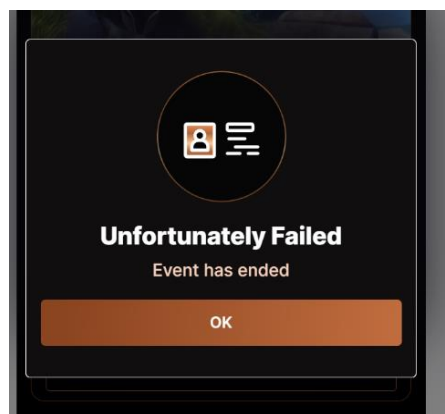
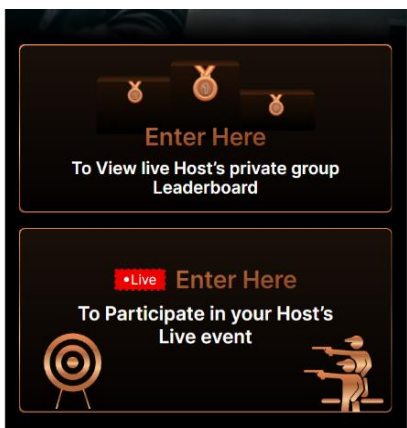


any time someone selects



This is working 99% correct. The only logic change is that currently if the host has selected Allow multiple attempts "Off", and the member has already participated in the event. If they

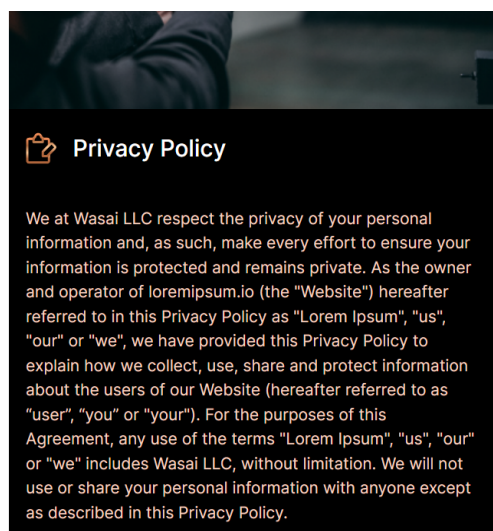
click on Enter here to participate in the Host's live event, AFTER the event has ended, it should First look to see if the event is ended and if so, provide the error message below. It is currently providing the multiple attempts error.



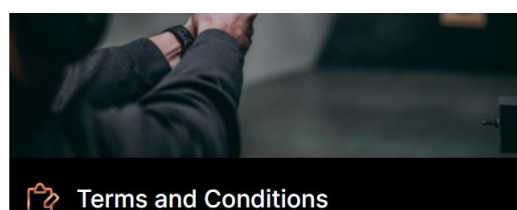
We want anyone with the code to be able to review the results indefinitely.

---

The privacy policy should open in a new window pdf as uploaded in the super admin



TheTerms of use should open in a new window pdf as uploaded in the super admin  
Also, change Terms and Conditions to Terms of use



These Website Standard Terms and Conditions written on this webpage shall manage your use of our website, Webiste Name accessible at Website.com.

These Terms will be applied fully and affect to your use of this Website. By using this Website, you agreed to accept all terms and conditions written in here. You must not use this Website if you disagree with any of these Website Standard Terms and Conditions.

Minors or people below 18 years old are not allowed to use

This is from the championship leaderboard

The championship leaderboard(s) have issues with the dates. This is how they are designed to work.

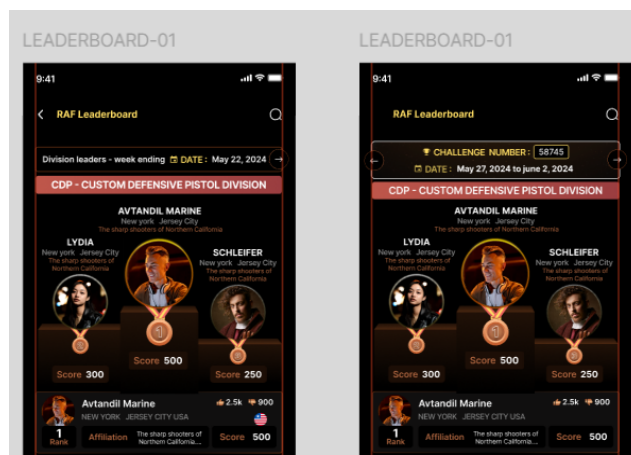
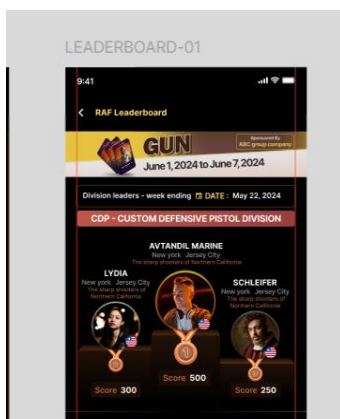
The summary (podium only by division) show at the top for Week ending Date of the Sunday of each progressive week. For example for the challenges starting last week of November 04 (each weeks challenges start on a Monday - not Sunday) thru Nov 10th (Sunday is the end date of each weeks challenges). So the end date for Week Ending Date is November 10th (Sunday).

So at the stroke of midnight on each Sunday, the system is to close that weeks challenge ranking. That challenge is done and results are sealed.

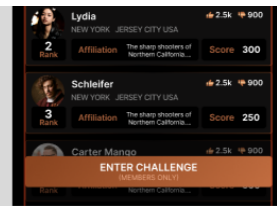
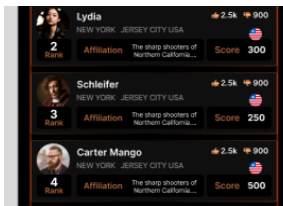
Note that the challenge leaderboard does not contain or show the current live leaderboard as it is a trailing leaderboard. This is why there is a live and a championship

To determine the rankings for the championship leaderboard as the stroke of midnight each week, we are to take the scores across the prior 8 weeks and total each members scores for each challenge that they provided a score (by pistol division and by mens / womens division) and this will be their championship leaderboard ranking.

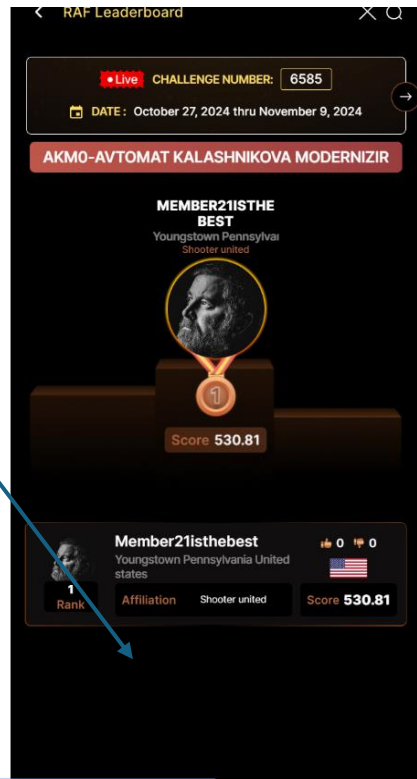
These will be shown on the summary as well as by division.




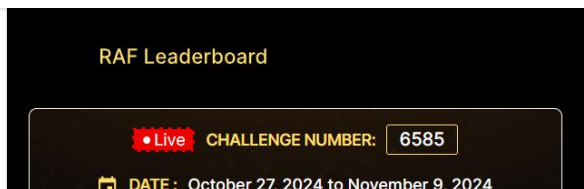


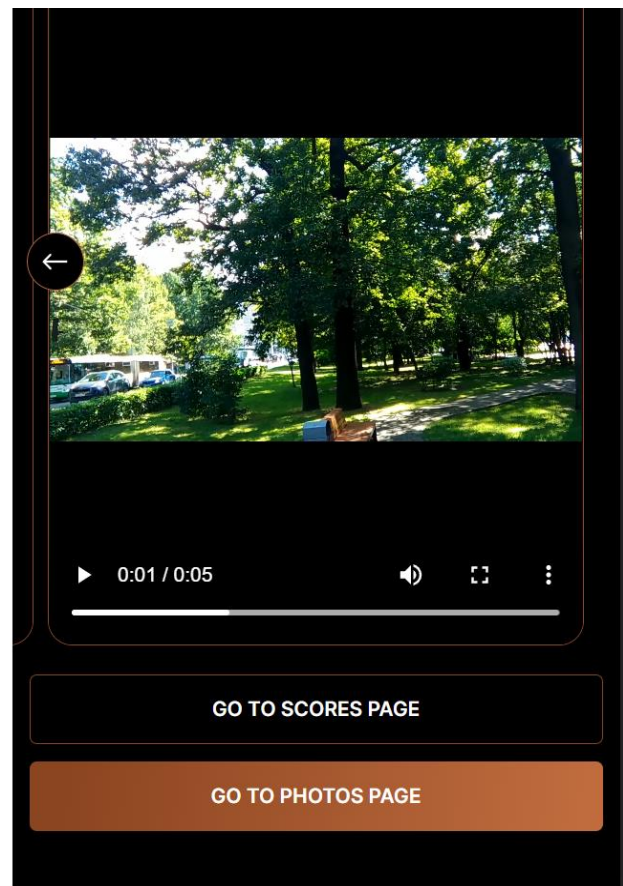
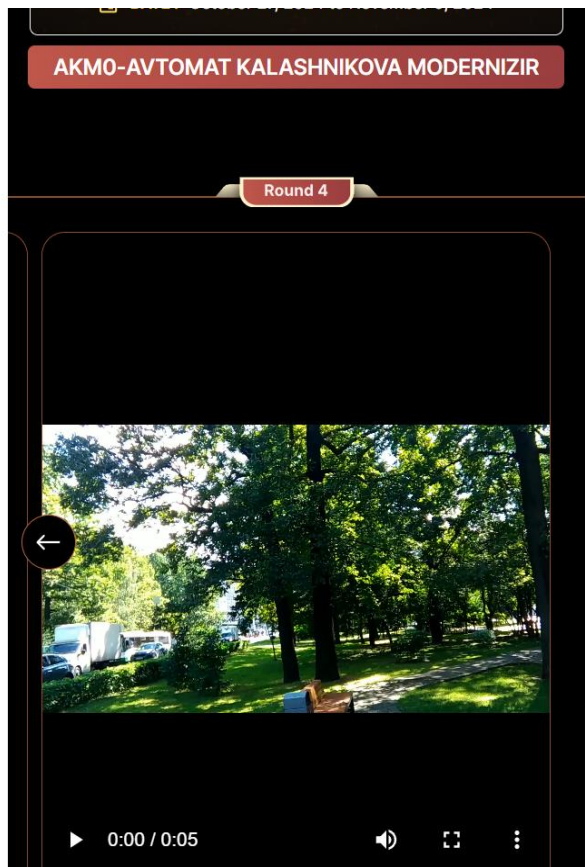


Note on the second division that there are 3 podium positions but only one showing



Make this fit without the need for vertical scrolling.



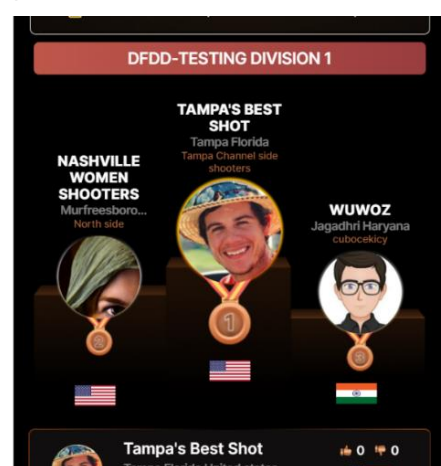
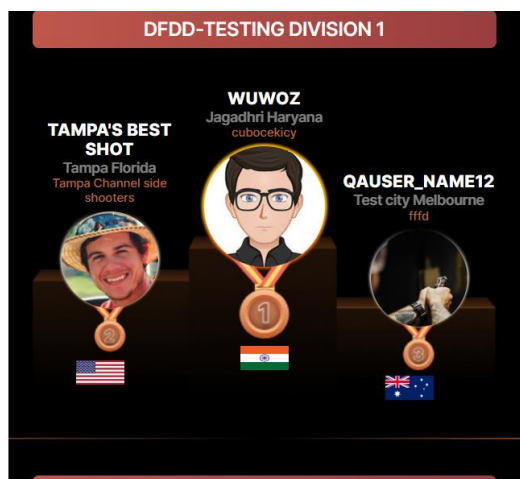


## Championship leaderboard

There are a lot of issues with the championship leaderboard.

The order shown on the summary (first page) podium division page is not the same order as in that division

This is the same division from the championship leaderboard.



## I phone layout issues

I will provide screen shots from my iphone 13 pro max on how the screens are displaying  
In general, the bottom action button is consistently being covered up by the raf.shiedezign.com url at the bottom, It would be better if the copy on the pages did not go below this part of the screen when possible by moving everything up.

also, several of the pages action buttons do not activate until the page is adjusted .

The credit card page is weird in that it jumps the screen around from area to area instead of just moving between fields and keeping the overall page stationary.



in most of these images, it is fine to cover up the shooting guy image and move up all the fields so that the user does not need to scrool to reach the action button at the bottom.  
this was frustrating as the button kept bouncing back under the url section . Needs fixed

These were only a few examples so all the screens should be check for similar issues

